

Kindergarten 2018 Summer Packet

Robert F Woodall Elementary

In the fall, please bring the completed packet back for a special reward.





During the summer months children can regress on the gains they have made during the school year.

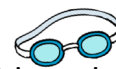
Sometimes that regression can be up to 40%.

Academic success in early childhood is greatly dependent upon not only the services they get from the school but also from additional help from home and positive self esteem. We have created this packet so that you can help your child retain the information that they learned this year and boost their confidence in their abilities. When your child knows the information contained in this packet, they will feel so accomplished and feel more confident when returning back to school in the fall.

Please put your initials or simply a check beside the activities you and your child completed. We understand, that you may not get to every activity. But everything you can do at home will just better prepare your child for returning to school.

In the fall, return the calendars and any worksheets to your child's teacher. They will be receiving not only a special treat but special recognition for completing their summer packet.

Thank you for your supporting our efforts in helping your child be the best they can be!



Tips

- If you did not keep your child's sight word flashcards, they are included in this packet. You can make your own flashcards with index cards or print the ones provided on cardstock.
- Work on how quickly your child can name letters, sounds, math facts and sight words. Make it a game. If you can name all your letters in 2 min, you earn... (have some kind of reward, TV/iPad time)
- Keep all your materials organized. **Better yet**, teach your child how to keep them organized. Maybe keep your letter tiles/number tiles in Ziploc bags and keep them in a folder with your worksheets and packet calendar.
- Some of these activities may seem redundant or below your child's abilities but the faster your child can name letters/numbers/sight words/math facts the better they will be with reading fluency, comprehension and basic math skills.
- Break the work up when your child gets frustrated or overwhelmed. Do 10 mins at a time if needed.
- To make your number tiles, letter tiles, or flash cards more durable, glue them onto index cards or print them on cardstock. Make multiple copies of the letter tiles and use them to make sight words or CVC words.
- Be flexible and fun with the activities. Turn it into a game. You can be as creative as you wish. The important thing is that your child is getting practice with these basic fundamental skills and growing in their confidence.



Student Name: _____

Summer Break Weeks 1-4

<u>Monday</u>	<u>Tuesday</u>	<u>Wednesday</u>	<u>Thursday</u>	<u>Friday</u>
<ul style="list-style-type: none"> • Read a story • Practice identifying letters & saying sound • Put Capital letters in ABC order using letter tiles 	<ul style="list-style-type: none"> • Practice identifying numbers 0-25 and putting them in order • Count to 100 by 1's, 5's, 10's, and 25's 	<ul style="list-style-type: none"> • Read a story • Practice sight words list 1-4 (make note of any words that are hard to learn for your child) • Put list one sight words in alphabetical order. 	<ul style="list-style-type: none"> • Go through addition flash cards • Week One Worksheet 	<ul style="list-style-type: none"> • Read a story • Put lower case letters in ABC order using letter tiles
<ul style="list-style-type: none"> • Count to 100 by 1's, 5's, 10's, and 25's • Go through subtraction flash cards 	<ul style="list-style-type: none"> • Read a story • Practice sight word list 5-9 (make note of any words that are hard to learn for your child) • Put list two words in ABC order 	<ul style="list-style-type: none"> • Week Two worksheet • Read a story 	<ul style="list-style-type: none"> • Read a story • Go through missing addend flash cards 	<ul style="list-style-type: none"> • Identify name and value of the four basic coins. • Give them a few coins to find their total value. No more than 3-4 coins
<ul style="list-style-type: none"> • Read a story • Put sight word list three in ABC order • Practice hard to learn sight words for 15 mins. 	<ul style="list-style-type: none"> • Week three worksheet • Name all the days and months of the year • Count backwards from 20 	<ul style="list-style-type: none"> • Identify name and value of the four basic coins. • Give them a few coins to find their total value. No more than 3-4 coins 	<ul style="list-style-type: none"> • Practice identifying numbers 0-25 and putting them in order • Count to 100 by 1's, 5's, 10's, and 25's 	<ul style="list-style-type: none"> • Read a story • Using letter tiles, time your child on how quickly they can name all capital and lower case letters. Make note of the time.
<ul style="list-style-type: none"> • Identify name and value of the four basic coins. • Give them a few coins to find their total value. No more than 3-4 coins 	<ul style="list-style-type: none"> • Read a story • Using letter tiles, time your child on how quickly they can name all capital and lower case letters. Celebrate if their time is better than last time. 	<ul style="list-style-type: none"> • Read a story • Go through addition flashcards 	<ul style="list-style-type: none"> • Week four worksheet • Read a story 	<ul style="list-style-type: none"> • Count to 100 by 1's, 5's, 10's, and 25's • Go through subtraction flash cards

Week 1 Worksheet

I can write my full name (first, middle and last name) 7 times.

On the back write as many words in the -ot family as you can think of. Example: hot

Week 2 Worksheet

This is my full name in my best handwriting: _____

I can trace my alphabet. Then, I will try to make it on my own in my BEST handwriting.

Aa

Bb

Cc

Dd

Ee

Ff

Gg

Hh

Ii

Jj

Kk

Ll

Mm

Nn

Oo

Pp

Qq

Rr

Ss

Tt

Uu

Vv

Ww

Xx

Yy

Zz

On the back write as many –
and family words as you can
think of. Example: sand

Week 3 Worksheet

This is my full name in my best handwriting: _____

Fill in the ten frame to match the number written beside it.

13

19


17

15

Week 4 Worksheet

This is my full name in my best handwriting: _____

Practice coloring this summer picture. Make sure that you use several colors and color inside the lines.
Write a sentence about the picture.



Student Name: _____


Summer Break Weeks 5-8

<u>Monday</u>	<u>Tuesday</u>	<u>Wednesday</u>	<u>Thursday</u>	<u>Friday</u>
<ul style="list-style-type: none"> • Week five worksheet • Practice hard to learn sight words for 15 mins. 	<ul style="list-style-type: none"> • Identify and name the value of the four basic coins. • Give them a few coins to find the total value. No more than 3-4 coins unless they have the hang of it. 	<ul style="list-style-type: none"> • Using number tiles Practice identifying numbers 0-25 and putting them in order • Count to 100 by 1's, 5's, 10's, and 25's 	<ul style="list-style-type: none"> • Go through missing addend flash cards • Read a story 	<ul style="list-style-type: none"> • Practice hard to learn sight words for 15 mins. • Read a story
<ul style="list-style-type: none"> • Read a story • Practice hard to learn sight words for 15 mins. 	<ul style="list-style-type: none"> • Week 6 worksheet • Name all the days and months of the year • Count backwards from 20 	<ul style="list-style-type: none"> • Read a story • Practice hard to learn sight words for 15 mins. 	<ul style="list-style-type: none"> • Identify name and value of the four basic coins. • Give them a few coins to find their total value. No more than 3-4 coins unless they can handle it. 	<ul style="list-style-type: none"> • Read a story • Count to 100 by 1's, 5's, 10's, and 25's
<ul style="list-style-type: none"> • Go through addition flash cards • Put sight word list 4 in ABC order 	<ul style="list-style-type: none"> • Read a story • Go through missing addend flash cards 	<ul style="list-style-type: none"> • Week 7 worksheet • Go through subtraction flash cards 	<ul style="list-style-type: none"> • Read a story • Practice hard to learn sight words for 15 mins. 	<ul style="list-style-type: none"> • Read a story • Put sight word list 5 in ABC order
<ul style="list-style-type: none"> • Read a story • Practice hard to learn sight words for 15 mins. 	<ul style="list-style-type: none"> • Identify and name the value of the four basic coins. • Give them a few coins to find their total value. 	<ul style="list-style-type: none"> • Count to 100 by 1's, 5's, 10's, and 25's • Practice hard to learn sight words for 15 mins. 	<ul style="list-style-type: none"> • Week 8 worksheet • Go through addition flash cards 	<ul style="list-style-type: none"> • Read a story • Go through subtraction flash cards

Week 5 Worksheet

My Full Name _____

Using lots of detail in your illustration, draw two things you've done so far this summer where you had fun. Write a sentence about each picture. Don't forget capitalization, spacing and punctuation.



Week 7 Worksheet

This is my full name in my best handwriting: _____

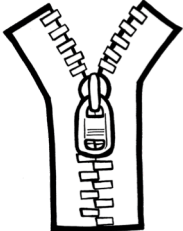







I can write all my capital letters. Don't forget to space!!

I can write all my lowercase letters. Don't forget to space.

Week 8 Worksheet

This is my full name in my best handwriting: _____

I can draw and label words that rhyme with the following pictures.

 <p>zip</p>	<p>Write the Rhyming word</p>	<p>Draw a picture</p>	 <p>key</p>	<p>Write the Rhyming word</p>	<p>Draw a picture</p>
 <p>tree</p>	<p>Write the Rhyming word</p>	<p>Draw a picture</p>	<p>Jam or Jelly</p> 	<p>Write the Rhyming word</p>	<p>Draw a picture</p>
 <p>sun</p>	<p>Write the Rhyming word</p>	<p>Draw a picture</p>	<p>House</p> 	<p>Write the Rhyming word</p>	<p>Draw a picture</p>
 <p>ring</p>	<p>Write the Rhyming word</p>	<p>Draw a picture</p>	<p>fish</p> 	<p>Write the Rhyming word</p>	<p>Draw a picture</p>



Packet Resources

$0+0=$

$0+2=$

$0+4=$

$0+6=$

$0+8=$

Addition Flash Cards

$0+1=$

$0+3=$

$0+5=$

$0+7=$

$0+9=$

$1+0=$

$1+1=$

$1+2=$

$1+3=$

$1+4=$

$1+5$

$1+6=$

$1+7=$

$1+8=$

$1+9=$

$2+0=$

$2+1=$

$2+2=$

$2+3=$

$2+4=$

$2+5=$

$2+6=$

$2+7=$

$2+8=$

$2+9=$

$3+0=$

$3+1=$

$3+2=$

$3+3=$

$3+4=$

$3+5=$

$3+6=$

$3+7=$

$3+8=$

$3+9=$

$4+0=$

$4+1=$

$4+2=$

$4+3=$

$4+4=$

$4+5=$

$4+6=$

$4+7=$

$4+8=$

$4+9=$

$5+0=$

$5+1=$

$5+2=$

$5+3=$

$5+4=$

$5+5$

$5+6=$

$5+7=$

$5+8=$

$5+9=$

$10 - 0 =$

$10 - 2 =$

$10 - 4 =$

$10 - 6 =$

$10 - 8 =$

Subtraction Flash Cards

$10 - 1 =$

$10 - 3 =$

$10 - 5 =$

$10 - 7 =$

$10 - 9 =$

$9 - 0 =$

$9 - 1 =$

$9 - 2 =$

$9 - 3 =$

$9 - 4 =$

$9 - 5 =$

$9 - 6 =$

$9 - 7 =$

$9 - 8 =$

$9 - 9 =$

$8 - 0 =$

$8 - 1 =$

$8 - 2 =$

$8 - 3 =$

$8 - 4 =$

$8 - 5 =$

$8 - 6 =$

$8 - 7 =$

$8 - 8 =$

$10 - 10 =$

$7 - 0 =$

$7 - 1 =$

$7 - 2 =$

$7 - 3 =$

$7 - 4 =$

$7 - 5 =$

$7 - 6 =$

$7 - 7 =$

$$6-0=$$

$$6-1=$$

$$6-2=$$

$$6-3=$$

$$6-4=$$

$$6-5=$$

$$6-6=$$

$5-0=$

$5-1=$

$5-2=$

$5-3=$

$5-4=$

$5-5=$

$4-0=$

$4-1=$

$4-2=$

$4-3=$

$$3 + \underline{\quad} = 5$$

$$\underline{\quad} + 5 = 9$$

$$3 + \underline{\quad} = 6$$

$$\underline{\quad} + 8 = 12$$

$$4 + \underline{\quad} = 8$$

Missing Addend Flash Cards

$$\underline{\quad} + 5 = 7$$

$$6 + \underline{\quad} = 9$$

$$\underline{\quad} + 5 = 8$$

$$8 + \underline{\quad} = 9$$

$$\underline{\quad} + 6 = 11$$

$7 + \underline{\quad} = 10$

$\underline{\quad} + 4 = 9$

$6 + \underline{\quad} = 12$

$\underline{\quad} + 5 = 10$

$8 - \underline{\quad} = 3$

$10 - \underline{\quad} = 4$

$5 - \underline{\quad} = 2$

$7 - \underline{\quad} = 5$

$6 - \underline{\quad} = 1$

$9 - \underline{\quad} = 6$

A

B

C

D

E

F

G

H

I

J

K

L

M

N

O

P

Q

R

S

T

U

V

W

X

Y

Z

Capital Letter tiles

a

b

c

d

e

f

g

h

i

j

k

l

m

n

o

p

q

r

s

t

u

v

w

x

y

z

Lower case letter tiles

0

1

2

3

4

5

6

7

8

9

10

11

12

13

14

15

16

17

18

19

20

21

22

23

24

25

number tiles

the

to

and

a

I

List number 1

you

it

in

said

for

up

look

is

go

we

List number 2

little

down

can

see

not

blue

red

where

jump

away

List number 3

one

my

me

big

come

here

help

make

yellow

two

List number 4

play

run

find

three

funny

he

was

that

she

on

List number 5

they

but

at

with

all

there

out

be

have

am

List number 6

do

did

what

so

get

like

this

will

yes

went

List number 7

are

now

no

came

ride

into

good

want

too

pretty

List number 8

four

saw

well

ran

brown

eat

who

new

must

black

List number 9

white

soon

our

ate

say

under

please

of

his

had

List number 10

him

her

some

as

then

could

when

were

them

ask

Bonus List 1

an

over

just

from

any

how

know

put

take

every

Bonus List number 2

old

by

after

think

let

going

walk

again

may

stop

Bonus List number 3

fly

round

give

once

open

has

live

thank

would

very

Bonus List number 4

your

its

around

don't

right

Special Thanks to the following:



LittleRed's
CLIP ART

www.littleredtreehouse.com